



IDENTIFYING FUNDING DISPARITIES IN WOMEN AND GIRLS' PROGRAMMING IN BOSTON

A CASE STATEMENT FOR
WOMEN'S CHARITABLE GIVING

Compiled by Millicent Knopp, Summer Researcher

"IN THE UNITED STATES LESS THAN 8 CENTS OF EVERY DOLLAR GIVEN THROUGH ORGANIZED PHILANTHROPY IS TARGETED TOWARDS WOMEN AND GIRLS"

-- 2009 Foundation Center Report

"Accelerating Change for Women and Girls: The Role of Women's Funds"



WHY WOMEN?



The United States is ranked as one of the lowest of the developed nations on most measures of women's economic security, health and well-being.

This means that American women everywhere bear a significantly disproportionate burden of poverty, workplace inequities, homelessness, abuse and other barriers to self-sufficiency.

The status of women becomes even more nuanced when examined in combination with other demographics such as race/ethnicity.

Women of color are more likely to encounter these barriers and burdens.



OVERVIEW

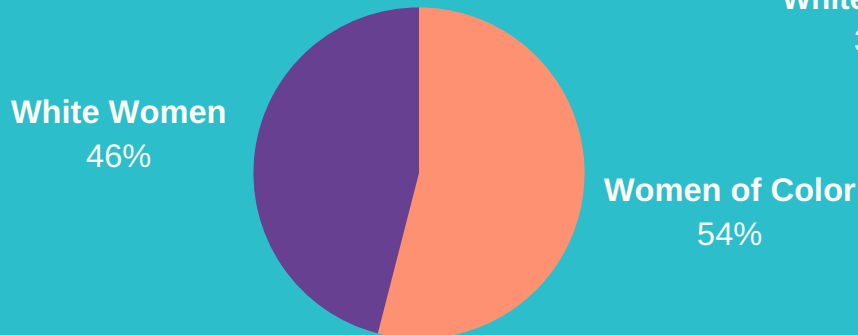
52%
35%

of Boston's population are women and girls

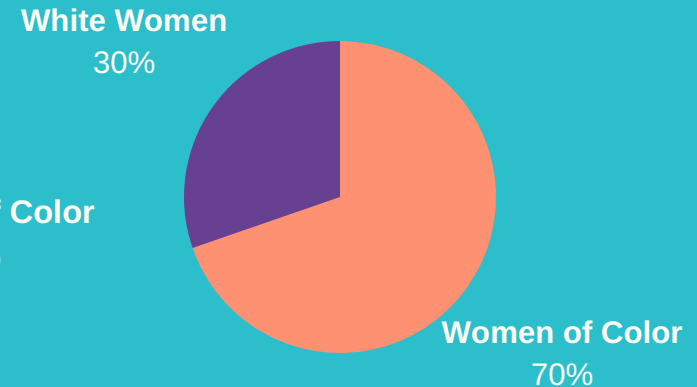
of Boston's female population are between the ages of 20 - 34

A higher percentage of women of color are in poverty in comparison to white women in Boston. Although women of color represent 54% of all females in Boston 69.7% of these females are living under the federal poverty line.

Women in Boston



Women in Poverty in Boston



Education

A girl without a high school diploma has a 90% probability of raising her children in poverty.

Girls that complete at least secondary education go on to have fewer and healthier children who are more likely to stay in school.

Girls are excelling in Boston public schools in terms of graduation rate 11% more girls graduate than boys.

Of those students who graduate, girls are also more likely to seek higher education. However, graduation rates are lower for girls of color and girls facing special needs and limited English proficiency



Economic Security

Women, at every level of means, reinvest on average 90% of their income back into their families and communities. Increasing women's financial strength can provide valuable economic stimulus to our local, state and national economy.

71%

of Boston's households under the poverty line are female-headed households without a husband present.

82%

Boston women earn 82% of men's wages—on par with the national average. This gender wage gap is even higher for women of color.



Health & Wellbeing

Increased investment in women's health is proven to significantly improve family outcomes which in turn reduces poverty, helps strengthen community and promotes economic growth.

29.6%

Of Boston women get their recommended 5+ servings of fruits and vegetables per day.

50.4%

Of Boston women get regular physical activity every week.

In Boston, higher percentages of low birth weight births occur to women without a high school diploma or GED compared to those with their high school diploma and some college.



Domestic Violence

Although the rate of domestic violence is decreasing in Boston, girls are still the most frequent victims. The main perpetrators of domestic violence for teens are romantic partners, and the second most common are their parents.

Of all victims of completed or attempted sexual assault are girls. One in 7 females in MA have experienced rape.

Of victims of family domestic violence in Massachusetts are girls. They are also the number one victims of family homicide.

90%

70%

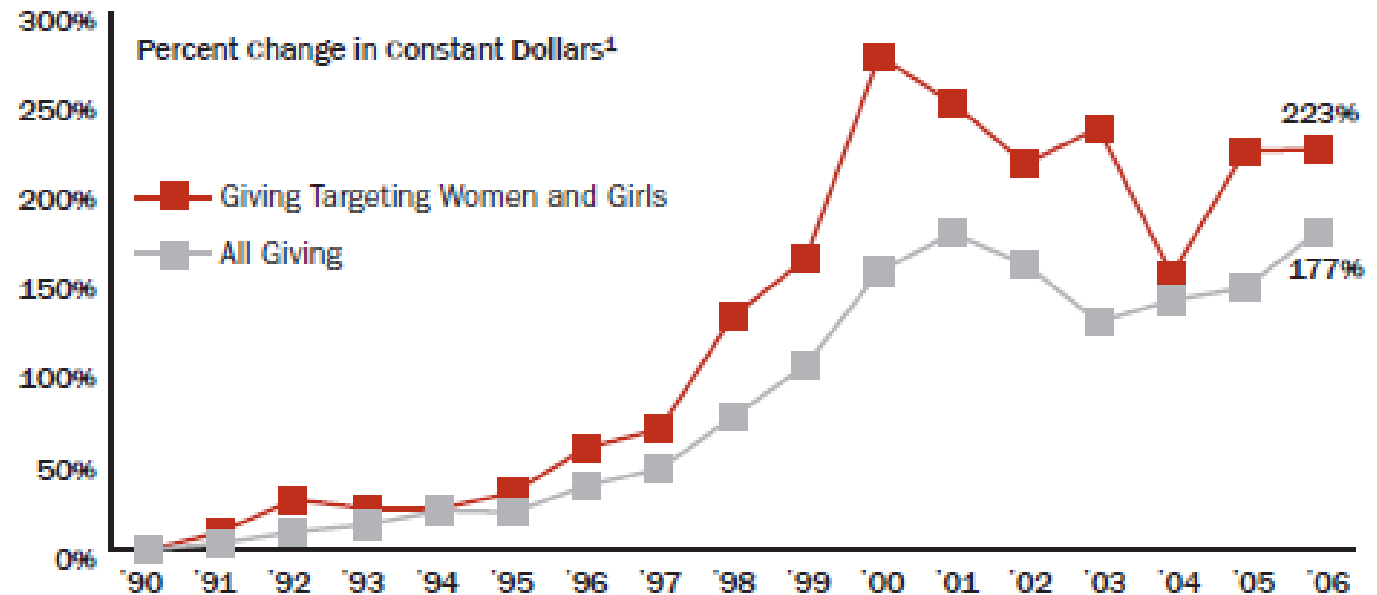


"OVER THE COURSE OF 16 YEARS, FOUNDATION GIVING SPECIFICALLY TARGETED TO BENEFIT WOMEN AND GIRLS SURPASSED THE RATE OF OVERALL FOUNDATION GIVING"

-- 2009 Report by Foundation Center & Women's Funding Network



FIGURE 2. After inflation, cumulative growth in foundation funding targeting women and girls surpassed increases in overall giving since 1990



Source: The Foundation Center, *Accelerating Change for Women and Girls: The Role of Women's Funds*, 2009. Based on a sample of approximately 1,000 larger foundations.

Funders are becoming increasingly aware of the potential for accelerating social change by investing in women and women-led organizations.

Nevertheless, the relatively small share of foundation funding focused on women and girls indicates that this awareness could be further strengthened

-- 2009 Foundation Center Report

"*Accelerating Change for Women and Girls: The Role of Women's Funds*"



MAPPING INVESTMENTS IN WOMEN AND GIRLS

Source: Foundation Maps Professional
Data as of: 8/17/2017



GUIDING QUESTIONS

What does the landscape for programs and organizations serving women and girls in Boston look like?

How many grants and dollars are going towards supporting these organizations and programming in the Boston Area?

Are funding trends comparable to funding trends in Massachusetts, New England and Nationally?

Based on these funding trends is there a greater need?



METHODS

Reviewed most recent existing statistics and data on the status of women and girls in Boston

Identified 61 programs and organizations that work to improve the lives of women and girls in the Boston area. Analyzed dollars received by these 61 organizations for the most recent FY cycles available (2016 & 2015)

Generated funding maps and graphs tracking total grants given, received and utilized in Boston, Massachusetts, New England and Nationally in comparison to grants given received and utilized for women and girls' programming in Boston, Massachusetts, New England and Nationally

Tools: Foundation Maps Professional, Foundation Directory Online Premium, Guidestar and available 990 forms



KEY FINDINGS

Grant Dollars going directly towards women and girls are still critically low.

Availability of data on dollars going towards women and girls' programming is a significant challenge in the ability of mapping investments.

Responsibility of reporting grants for women and girls lies with the receiving organization and is therefore not always transparent.

Larger organizations are much more trackable in database searches. These organizations have the ability to gain more traction and funding dollars.

Smaller organizations and programs for women and girls are often unsearchable in Foundation database and therefore invisible to many grant makers and the general public.



ABOUT THE MAPS

Foundation Maps is considered the premier data visualization tool for charting philanthropic impact

Data spans from 2006-2017 pulling from nearly 7 million grants in total data set

Data is compiled from a number of sources, including direct reporting of grants by foundations, IRS information returns (Forms 990 and 990-PF), foundation web sites, and other public sources

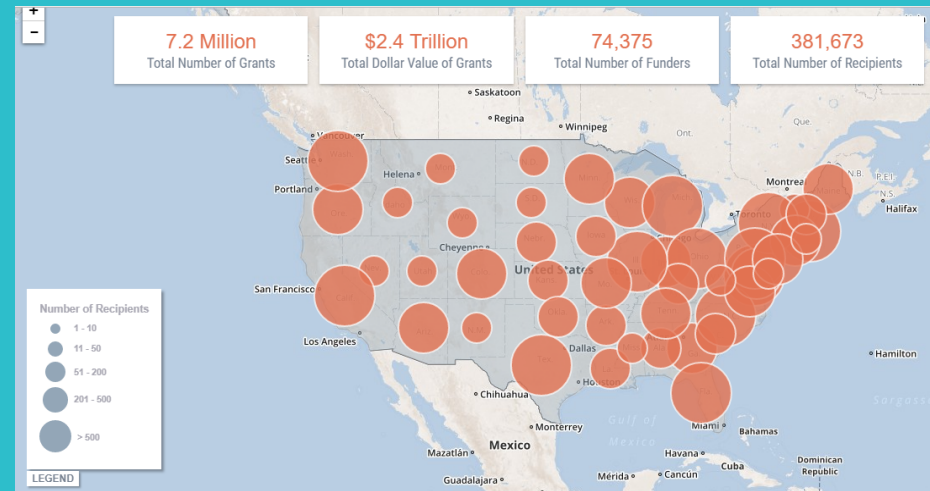
Organizations and programming serving women and girls are labeled as such through self reporting



UNITED STATES

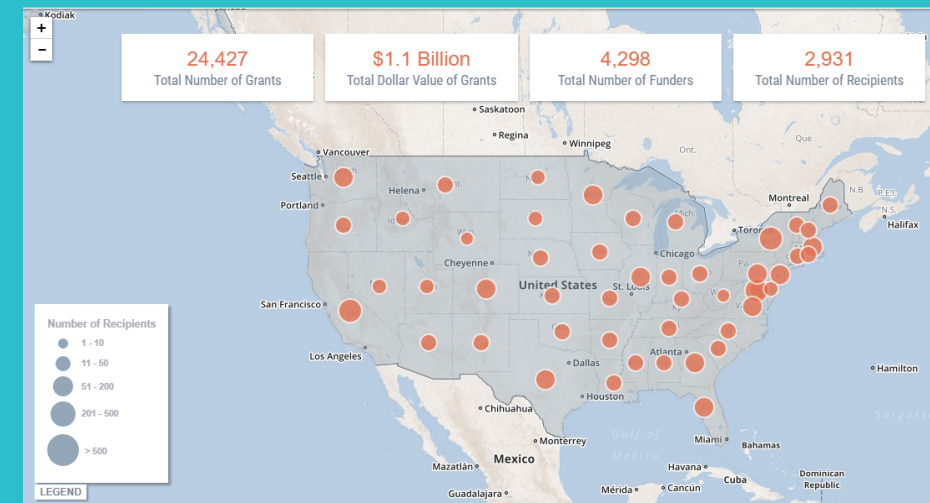
Total Grants Received

.3% of total grants received in the United States go directly to women and girls programming



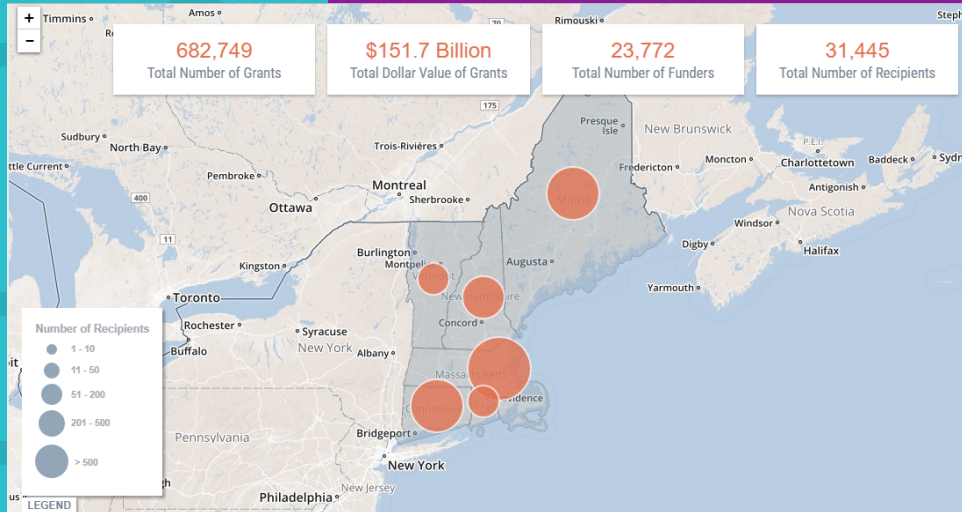
Total Grants towards Women and Girls

.46% of total grant dollars received in the United States go to women and girls programming



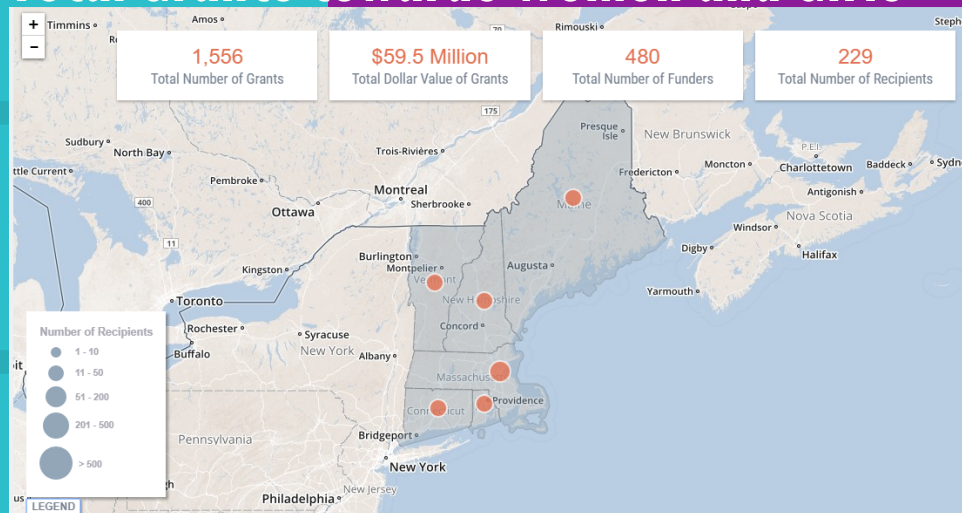
NEW ENGLAND

Total Grants Received



.23% of total grants received in New England go directly to women and girls programming

Total Grants towards Women and Girls



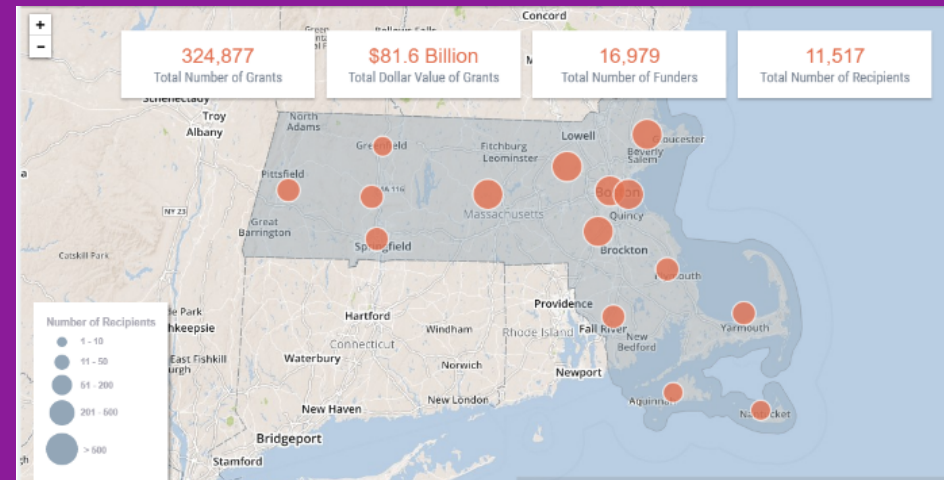
.04% of total grant dollars received in New England go to women and girls programming



MASSACHUSETTS

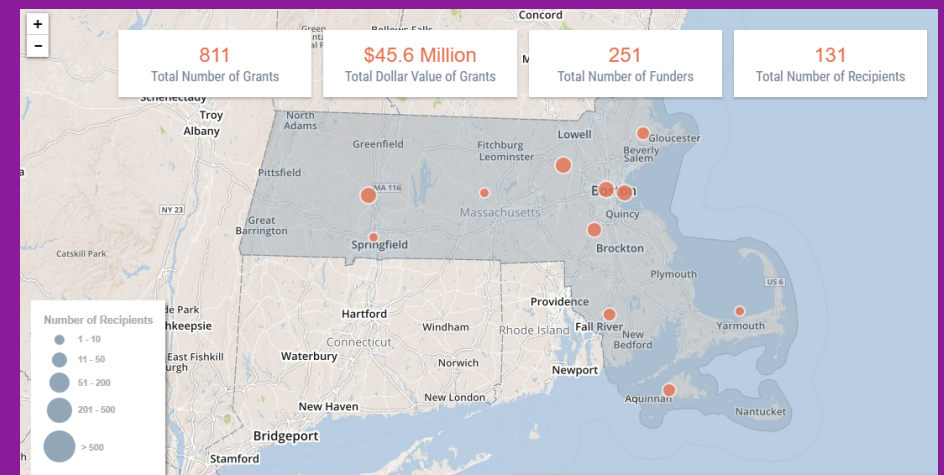
Total Grants Received

.25% of total grants received in Massachusetts go directly to women and girls programming



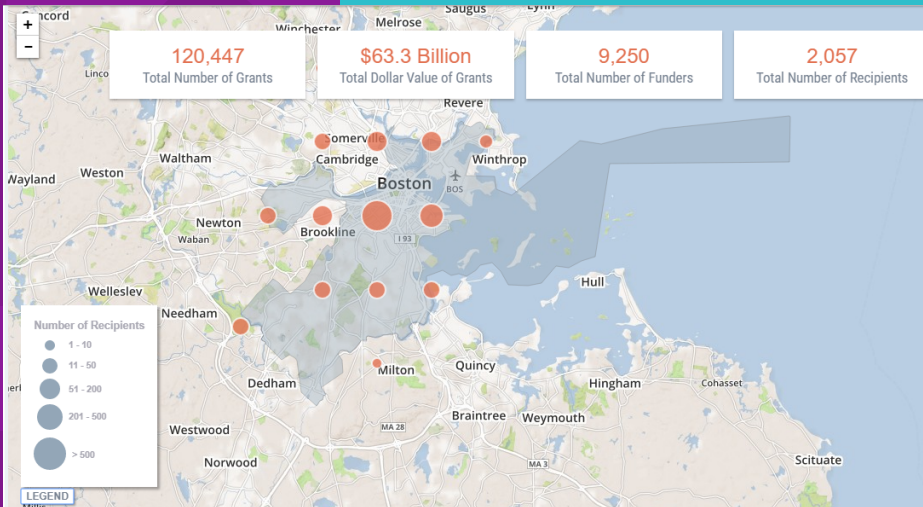
Total Grants towards Women and Girls

.06% of total grant dollars received in Massachusetts go to women and girls programming



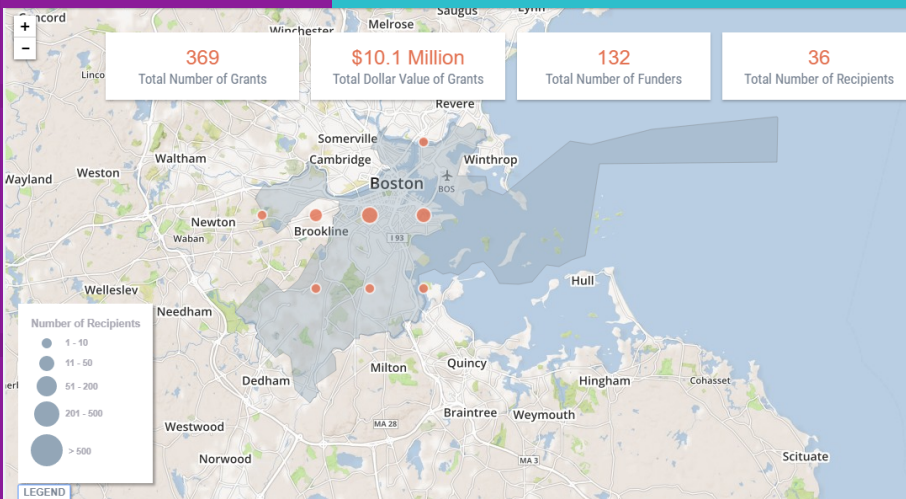
BOSTON

Total Grants Received



.3% of total grants received in Boston go directly to women and girls programming

Total Grants towards Women and Girls



.02% of total grant dollars received in Boston go to women and girls programming



A CLOSER LOOK

On a National scale, close to half of foundation giving for women and girls primarily supports health related activities.

In contrast, Women's funds take a comprehensive approach to social change, focusing their giving on human rights, health, and economic empowerment and often targeted either specific projects or general operating support.

Economically disadvantaged women, young and teenage girls, and women of color benefit significantly from women's fund support.

The majority of grants awarded by women's funds are on average less than \$10,000 yet are targeted at a local grassroots level, and aim to create sustainable change in their communities.

Women's funds are often guided by the principle that women catalyze and lead the way to change in neighborhoods and communities

-- 2009 Foundation Center Report

"Accelerating Change for Women and Girls: The Role of Women's Funds"



IN BOSTON...

As of 2017 there are at least 61 organizations that specifically address women and girls issues in the greater Boston area

When conducting a search for organizations that serve women and girls using Foundation Center's online grantmaking database only 11 or 18% of these 61 organizations are coded and "trackable" by Foundation Maps.

This leaves 50 organizations or 82% as "invisible" when queried as "serving women and girls".

Many grants lack sufficient descriptive information to identify specific population groups that might be served or they may be targeted to serve the general public, including women and girls



FINAL THOUGHTS

Programming for women and girls will continue to be underfunded. The need for supporting women and girls still stands.

There are many organizations that are serving women and girls that are invisible to large scale grant makers. This could put these programs at a disadvantage for long term sustainability and impact.

Community giving is critical in funding women and girls' programs! Women and collective women's giving will be increasingly involved in reshaping philanthropy and bringing to the fore important issues that impact women and girls.



A CALL TO ACTION



Increased investment in women's health, education and economic status is proven to significantly improve family outcomes which in turn reduces poverty, helps strengthen community and promotes economic growth.

Womenade grants directly impact women and girls in the Boston Area by addressing the root causes of issues they face. Since 2011 Womenade has given \$475,000 to **local** organizations making an impact in the Boston area.

Womenade works to address the gap in funding women and girls' programming in the Boston area to ensure these vital organizations are able to continue their work. Joining Womenade makes a difference in the lives of women and girls!



THANK YOU!

WWW.WOMENADEBOSTON.ORG

WORKS CITED

Health of Boston - Maternal and Child Health. (2014). Retrieved August 16, 2017, from http://www.bphc.org/healthdata/health-of-boston-report/Documents/HOB-2014-2015/5_MaternalChild_HOB%202014-2015.pdf

2009 Role of Women's Funds - Published by Foundation Center & Women's Funding Network

2015 Report on the Status of Women and Girls in Boston, Massachusetts.

2005 World Economic Forum report on Women's Empowerment: Measuring the Global Gender Gap

Graphs generated by Foundation Maps Professional:
<https://maps.foundationcenter.org/home.php>

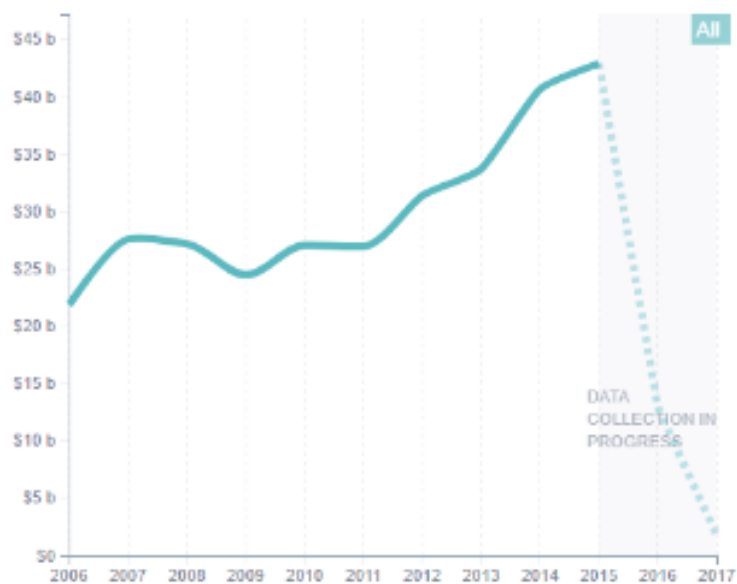


Appendix Graphs

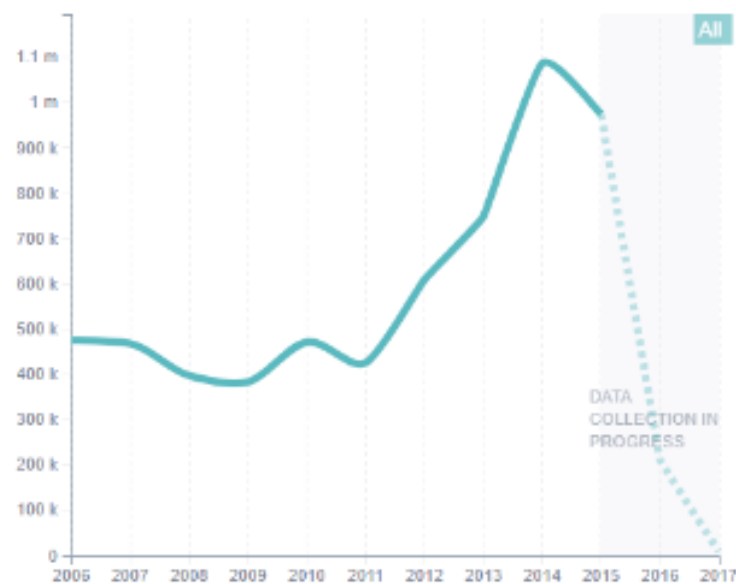


Grants to organizations based in United States; starting in year(s) 2006, 2007, 2008, 2009, 2010, 2011, 2012, 2013, 2014, 2015, 2016, 2017

Total Dollar Value of Grants

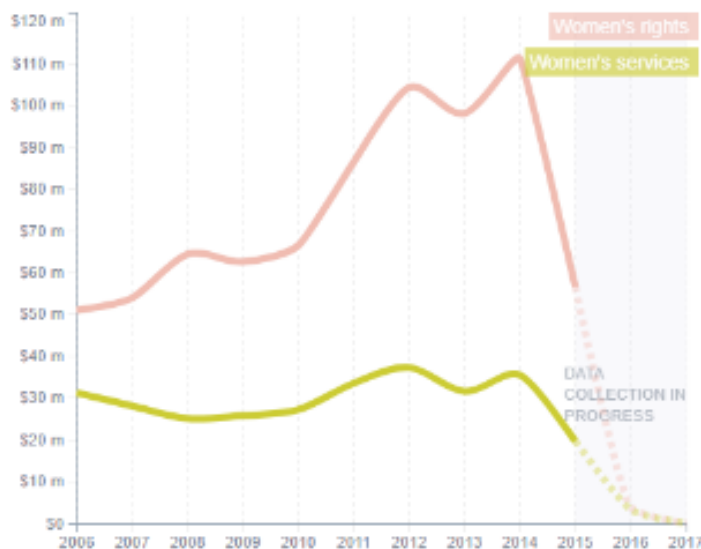


Total Number of Grants

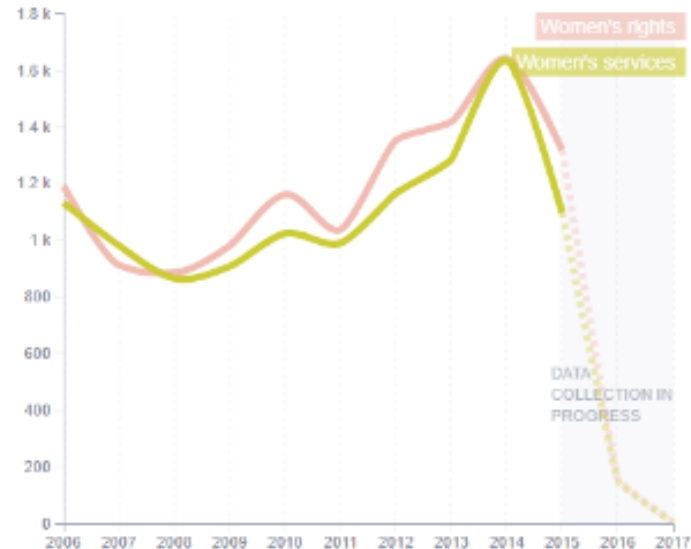


Grants to organizations based in United States; in support of Women's rights or Women's services; starting in year(s) 2006, 2007, 2008, 2009, 2010, 2011, 2012, 2013, 2014, 2015, 2016, 2017

Total Dollar Value of Grants

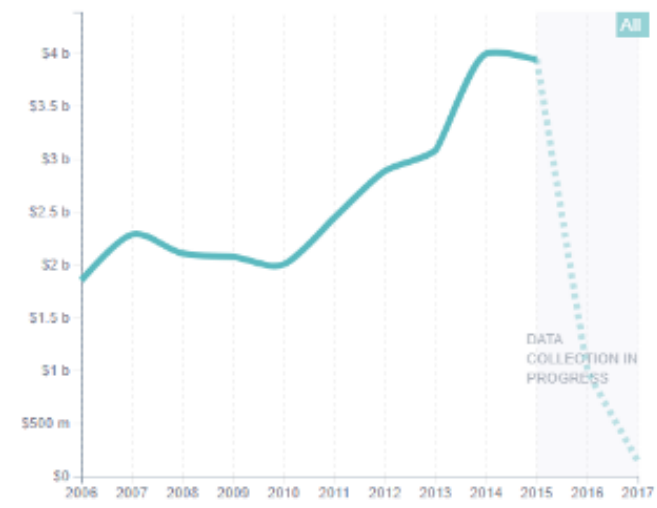


Total Number of Grants

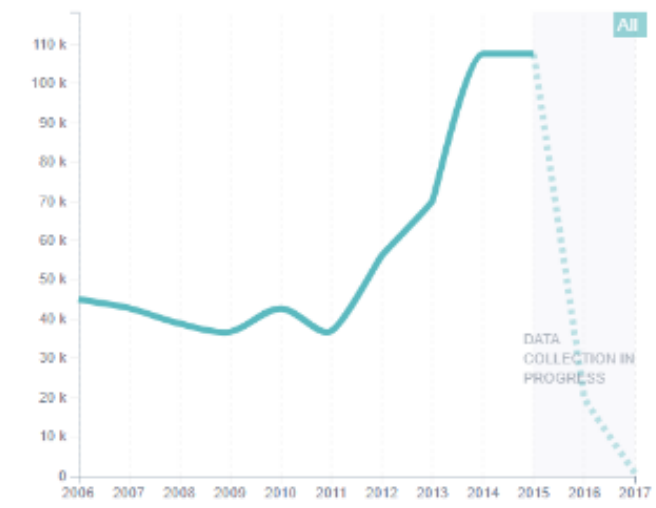


Grants to organizations based in New England; starting in year(s) 2006, 2007, 2008, 2009, 2010, 2011, 2012, 2013, 2014, 2015, 2016, 2017

Total Dollar Value of Grants



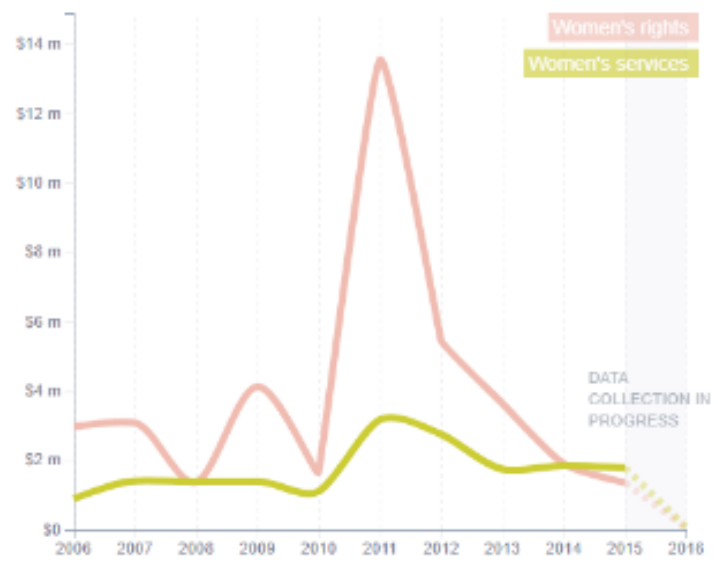
Total Number of Grants



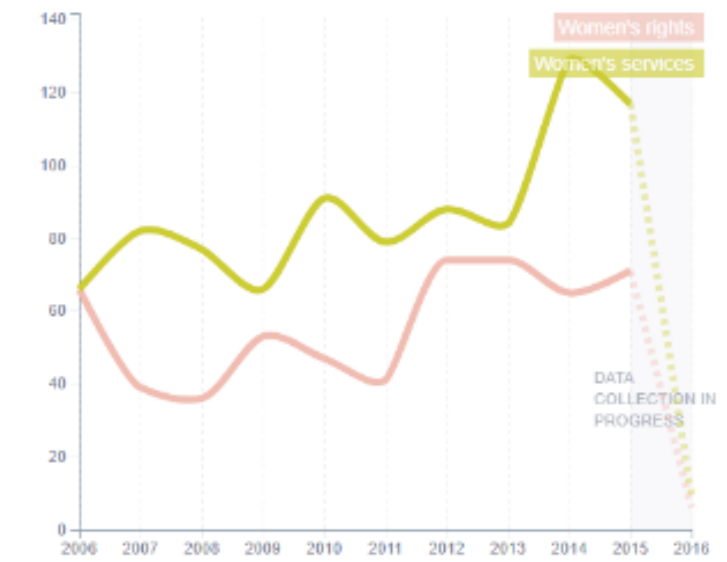
Grants to organizations based in New England; starting in year(s) 2006, 2007, 2008, 2009, 2010, 2011, 2012, 2013, 2014, 2015, 2016, 2017

Grants to organizations based in New England; in support of Women's rights or Women's services; starting in year(s) 2006, 2007, 2008, 2009, 2010, 2011, 2012, 2013, 2014, 2015, 2016, 2017

Total Dollar Value of Grants

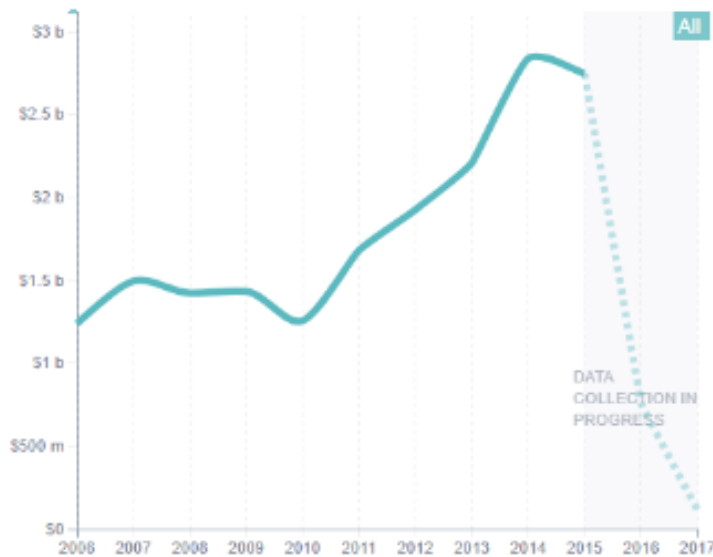


Total Number of Grants

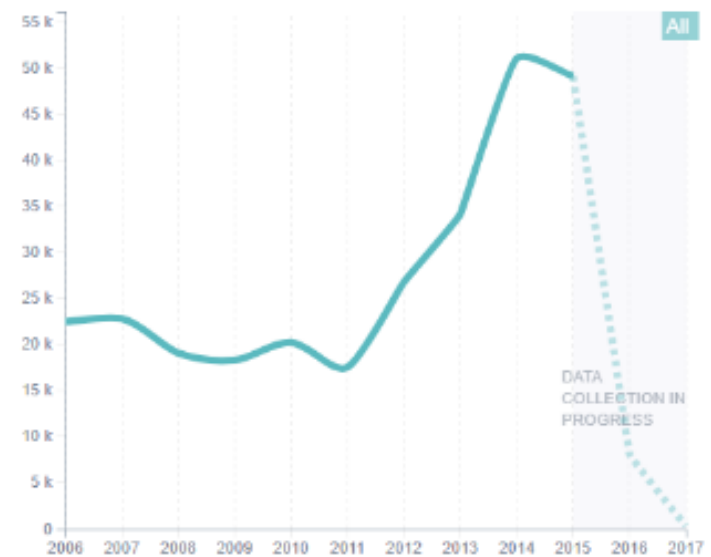


Grants to organizations based in Massachusetts; starting in year(s) 2006, 2007, 2008, 2009, 2010, 2011, 2012, 2013, 2014, 2015, 2016, 2017

Total Dollar Value of Grants

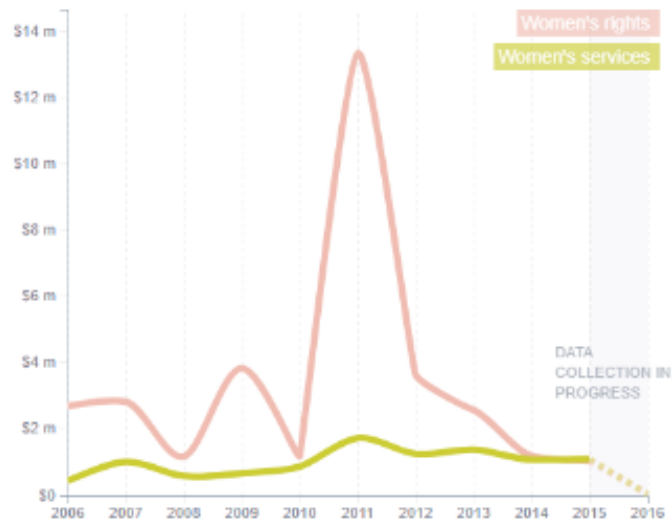


Total Number of Grants

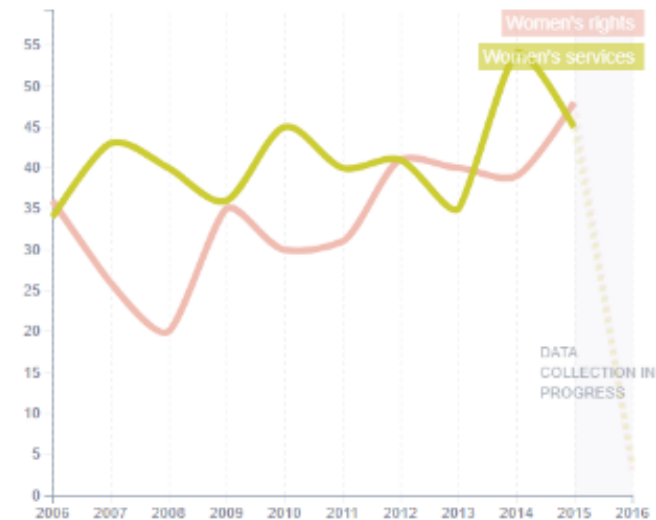


Grants to organizations based in Massachusetts; in support of Women's rights or Women's services; starting in year(s) 2006, 2007, 2008, 2009, 2010, 2011, 2012, 2013, 2014, 2015, 2016, 2017

Total Dollar Value of Grants

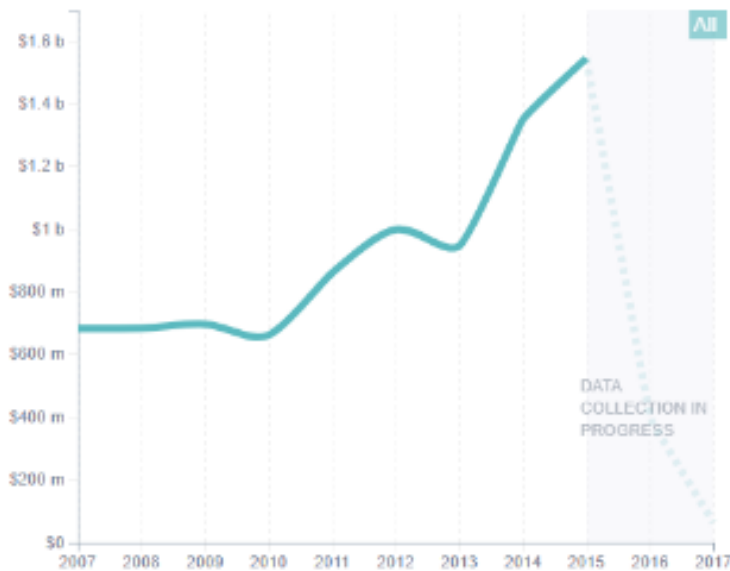


Total Number of Grants

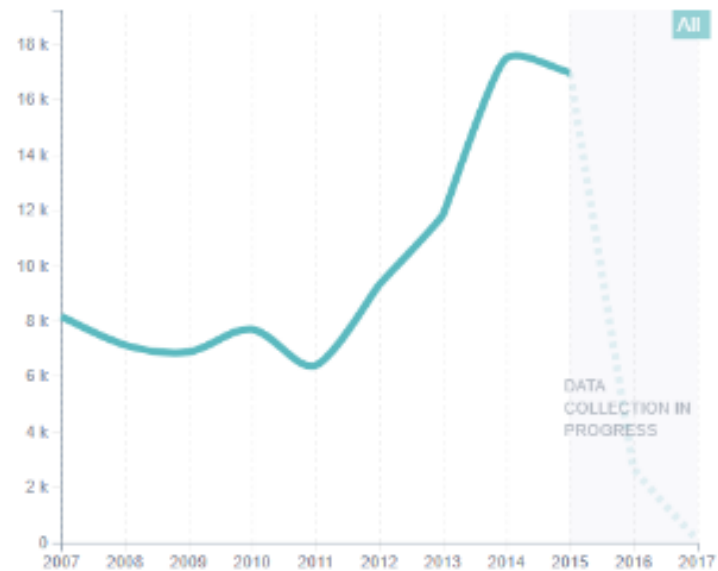


Grants to organizations based in Boston, Massachusetts; starting in year(s) 2007, 2008, 2009, 2010, 2011, 2012, 2013, 2014, 2015, 2016, 2017

Total Dollar Value of Grants

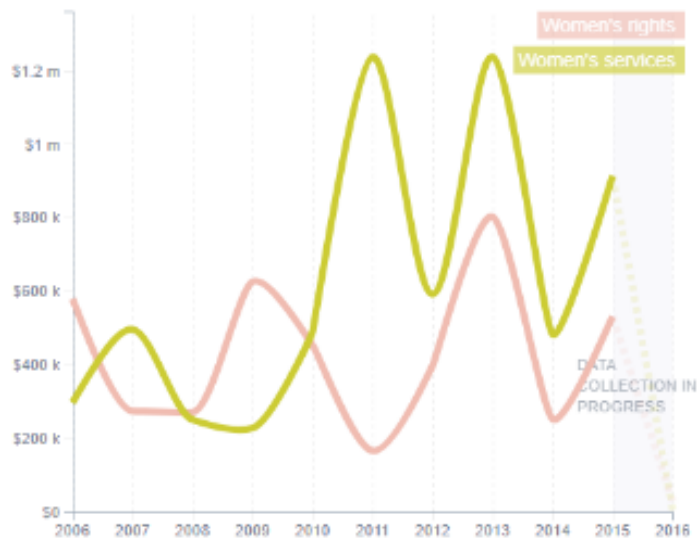


Total Number of Grants



Grants to organizations based in Boston, Massachusetts; in support of Women's rights or Women's services; starting in year(s) 2006, 2007, 2008, 2009, 2010, 2011, 2012, 2013, 2014, 2015, 2016, 2017

Total Dollar Value of Grants



Total Number of Grants

